

RFPS-ADP-2-1W

Features

- low insertion loss, 0.25dB typ.
- excellent amplitude unbalance, 0.01dB typ.
- very good phase unbalance, 0.2deg. typ.
- aqueous washable

Applications

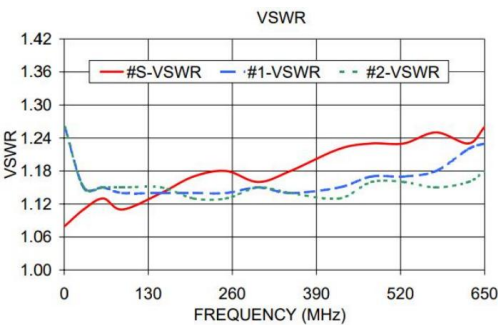
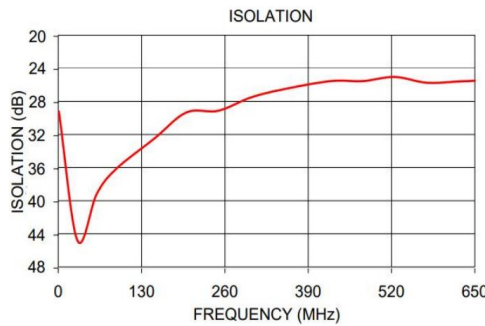
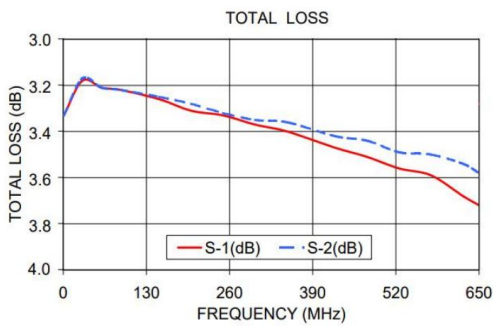
- VHF/UHF receivers/transmitters

Electrical Specifications

Freq. Range (MHz)	Isolation (dB)		Insertion Loss(dB) Above 3.0 dB		Phase Unbalance (Degrees)		Amplitude Unbalance (dB)	
	Typ.	Max.	Typ.	Max.	Min.	Max.	Min.	Max.
1-650	30	20	0.2	1.0	2.0	3.0	0.15	0.3

Typical Performance Data (TEST CONDITIONS: INPUT POWER = 0dBm @Temperature = +25°C)


Freq. (MHz)	Total Loss (dB)		Amp.Unbal. (dB)	Isolation (dB)	Phase Unbal. (deg.)	VSWRS		
	S-1	S-2				S	1	2
1.00	3.33	3.33	0.00	29.22	0.03	1.08	1.26	1.26
30.00	3.18	3.17	0.01	44.81	0.03	1.11	1.15	1.15
60.00	3.21	3.21	0.00	39.19	0.01	1.13	1.15	1.15
90.00	3.22	3.22	0.00	36.18	0.00	1.11	1.14	1.15
150.00	3.26	3.25	0.01	32.49	0.12	1.14	1.14	1.15
200.00	3.31	3.28	0.03	29.34	0.09	1.17	1.14	1.13
250.00	3.33	3.32	0.02	29.13	0.06	1.18	1.14	1.13
300.00	3.37	3.35	0.02	27.54	0.17	1.16	1.15	1.15
350.00	3.40	3.36	0.04	26.57	0.09	1.18	1.14	1.14
425.00	3.47	3.42	0.05	25.55	0.28	1.22	1.15	1.13
475.00	3.51	3.44	0.07	25.55	0.30	1.23	1.17	1.16
525.00	3.56	3.49	0.07	25.05	0.30	1.23	1.17	1.16
575.00	3.59	3.50	0.09	25.75	0.30	1.25	1.18	1.15
625.00	3.68	3.54	0.14	25.60	0.47	1.23	1.22	1.16
650.00	3.72	3.58	0.14	25.51	0.52	1.26	1.23	1.18



Maximum Ratings

Operating Temperature	-40°C to 85°C
Storage Temperature	-55°C to 100°C
Power Input (as a splitter)	0.5W max.
Internal Dissipation	0.125W max.

Permanent damage may occur if any of these limits are exceeded.



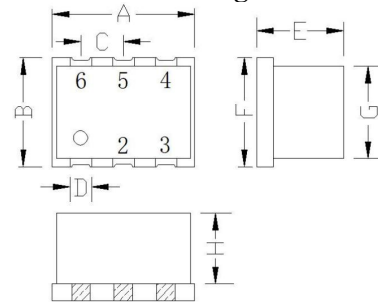
Electrical Schematic



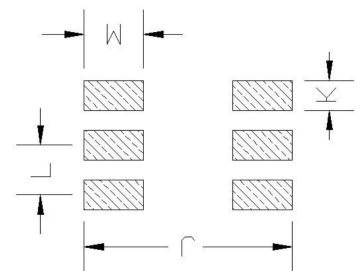
Pin Connections

SUM PORT	1
PORT 1	3
PORT 2	4
GROUND	6
NOT USED	2,5

Outline Drawing



PCB Land Pattern



Outline Dimensions: Unit (mm)

A	8.70	J	8.00
B	6.50	K	1.50
C	2.54	G	5.50
D	1.30	H	4.30
E	5.40	L	2.54
F	6.50	M	2.00
WT	0.5g		